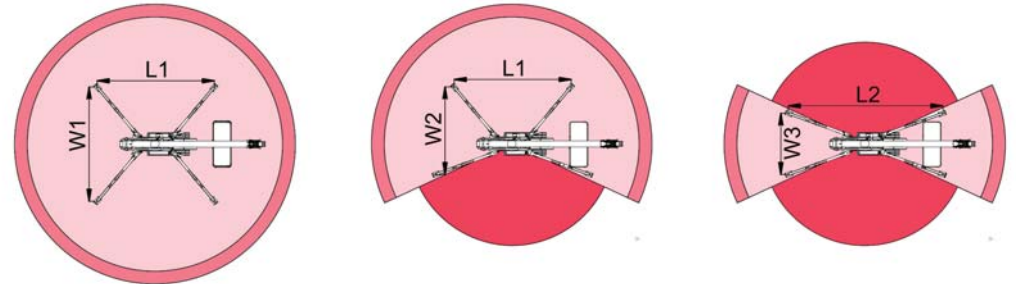
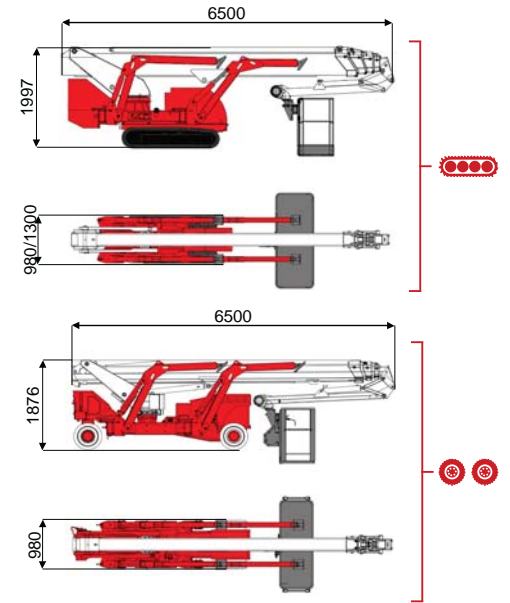
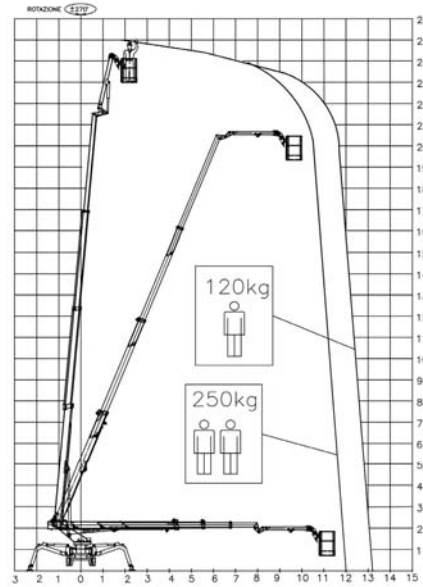




25 m ↑
13 m →
250 Kg 🧑🧑



12000 mm	13200 mm	7000 mm	L1	L2	W1	W2	W3
250 kg	120 kg	120/250 kg	4971 mm	6542 mm	4853 mm	3732 mm	2610 mm

BI-ENERGY
Diesel+AC



TSJ 25/C	🔋	25 m	13 m	250 kg	175°	540°	180x70 cm	90°+80°	2,6-4,85 m	30%	40%	1,4 km/h	3950 kg	26 kN	1,78 kN/m ²	3,21 kN/m ²	980/1300 mm	6500 mm	1997 mm
TSJ 25/R	⊗ ⊗	25 m	13 m	250 kg	175°	540°	180x70 cm	90°+80°	2,6-4,86 m	30%	25%	1,3 km/h	3950 kg	26 kN	1,78 kN/m ²	3,21 kN/m ²	980 mm	6500 mm	1876 mm



Battery type



Battery charge



Add. Weight



Autonomy



Charging time

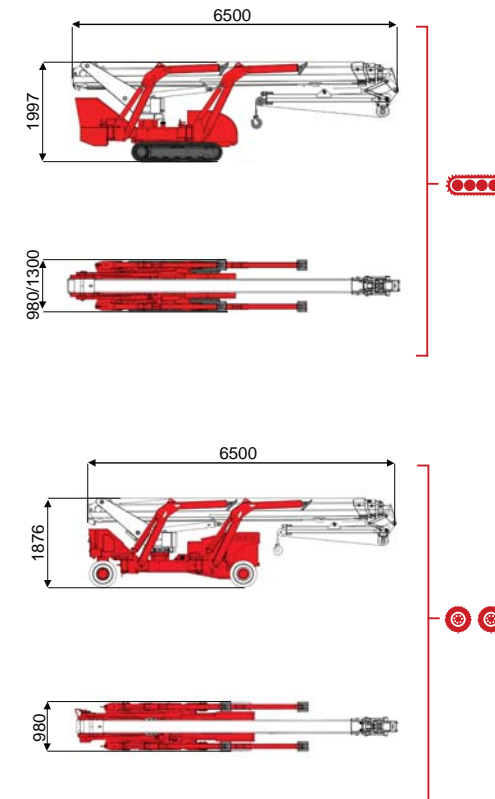
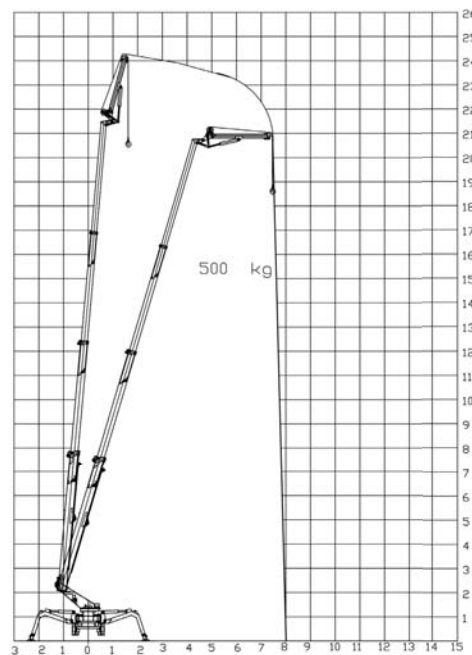
Electropump

ECO	DC+AC	🔋	48V 320 A/h 5h	230V-48V 45A	450 kg	6-7 h endless	7h	48V 12 kW
ECO	DC+AC	⊗ ⊗	48V 270 A/h 5h	230V-48V 45A	400 kg	6-7 h endless	7h	48V 9 kW
HYBRID	Diesel+DC	🔋 ⊗ ⊗	24V 240 A/h 5h	230V-24V 35A	200 kg	2-3 h endless	7h	24V 5,5 kW

Characteristics and technical data are informative only and subjected to change without notice.



23,5 m ↑
8 m →
500 Kg ⚙️



BI-ENERGY
Diesel+AC



TSJ 25/C		23,5 m	8 m	500 kg	540°	4,85 m	30%	40%	1,4 km/h	3950 kg	26 kN	1,78 kN/m ²	3,21 kN/m ²	980/1300 mm	6500 mm	1997 mm
TSJ 25/R		23,5 m	8 m	500 kg	540°	4,86 m	30%	25%	1,3 km/h	3950 kg	26 kN	1,78 kN/m ²	3,21 kN/m ²	980 mm	6500 mm	1876 mm

		Battery type	Battery charge	Add. Weight	Autonomy	Charging time	Electropump	
ECO	DC+AC		48V 320 A/h 5h	230V-48V 45A	450 kg	6-7 h endless	7h	48V 12 kW
ECO	DC+AC		48V 270 A/h 5h	230V-48V 45A	400 kg	6-7 h endless	7h	48V 9 kW
HYBRID	Diesel+DC		24V 240 A/h 5h	230V-24V 35A	200 kg	2-3 h endless	7h	24V 5,5 kW

Characteristics and technical data are informative only and subjected to change without notice.